



# CRIME STATS

# 2024

ALBUQUERQUE POLICE DEPARTMENT



# INTRODUCTION & DATA DISCLAIMERS

IN 2018, THE ALBUQUERQUE POLICE DEPARTMENT BEGAN REPORTING CRIME STATISTICS USING THE FEDERAL BUREAU OF INVESTIGATION'S NATIONAL INCIDENT-BASED REPORTING SYSTEM (NIBRS). NIBRS IS THE MOST CURRENT NATIONAL FRAMEWORK FOR REPORTING CRIME AND REPLACES THE FBI'S SUMMARY REPORTING SYSTEM (SRS). THIS CHANGE IS IMPORTANT BECAUSE NIBRS PROVIDES MORE COMPREHENSIVE AND DETAILED INFORMATION ABOUT CRIMES AGAINST PERSON, CRIMES AGAINST PROPERTY AND CRIMES AGAINST SOCIETY OCCURRING IN LAW ENFORCEMENT JURISDICTIONS ACROSS THE COUNTRY.

HOWEVER, MOST LAW ENFORCEMENT AGENCIES HAVE NOT YET TRANSITIONED TO NIBRS. AS A RESULT, THE FBI IS CONVERTING NIBRS DATA FROM AGENCIES, INCLUDING APD, TO THE OLDER SRS PROCESS, WHICH MAKES IT POSSIBLE TO COMPARE CRIME STATS OVER A LONGER PERIOD OF TIME.

APD'S CRIME DATA SYSTEM IS DYNAMIC AND ADDITIONAL INFORMATION MAY BE ADDED OR REFINED AFTER THE DATA ARE SENT TO THE FBI. ALTHOUGH THE FBI UPDATES ITS DATA BASES REGULARLY IT DOES NOT UPDATE PUBLISHED REPORTS.

FINALLY, THE NUMBERS IN THIS REPORT CAN'T CONVEY THE DAMAGE THAT CRIME CAUSES TO ITS VICTIMS AND TO THE COMMUNITY. NOR CAN THE NUMBERS CONVEY THE COURAGE AND DEDICATION OF THE MEN AND WOMEN OF THE ALBUQUERQUE POLICE DEPARTMENT WHO DO THEIR BEST TO KEEP OUR CITY SAFE.



# VIOLENT CRIME DOWN

## AGGRAVATED ASSAULT

2023: 4,959  
2024: 4,404

**-11%**

## SHOOTINGS W/INJURIES

2023: 334  
2024: 288

**-14%**

## HOMICIDES

2023: 99  
2024: 96

**-3%**



# NUMBER OF ARRESTS

*New Charges*

2023

4,374

2024

4,530

INCREASE

4%



# FELONY WARRANT ARRESTS

2023

4,857

2024

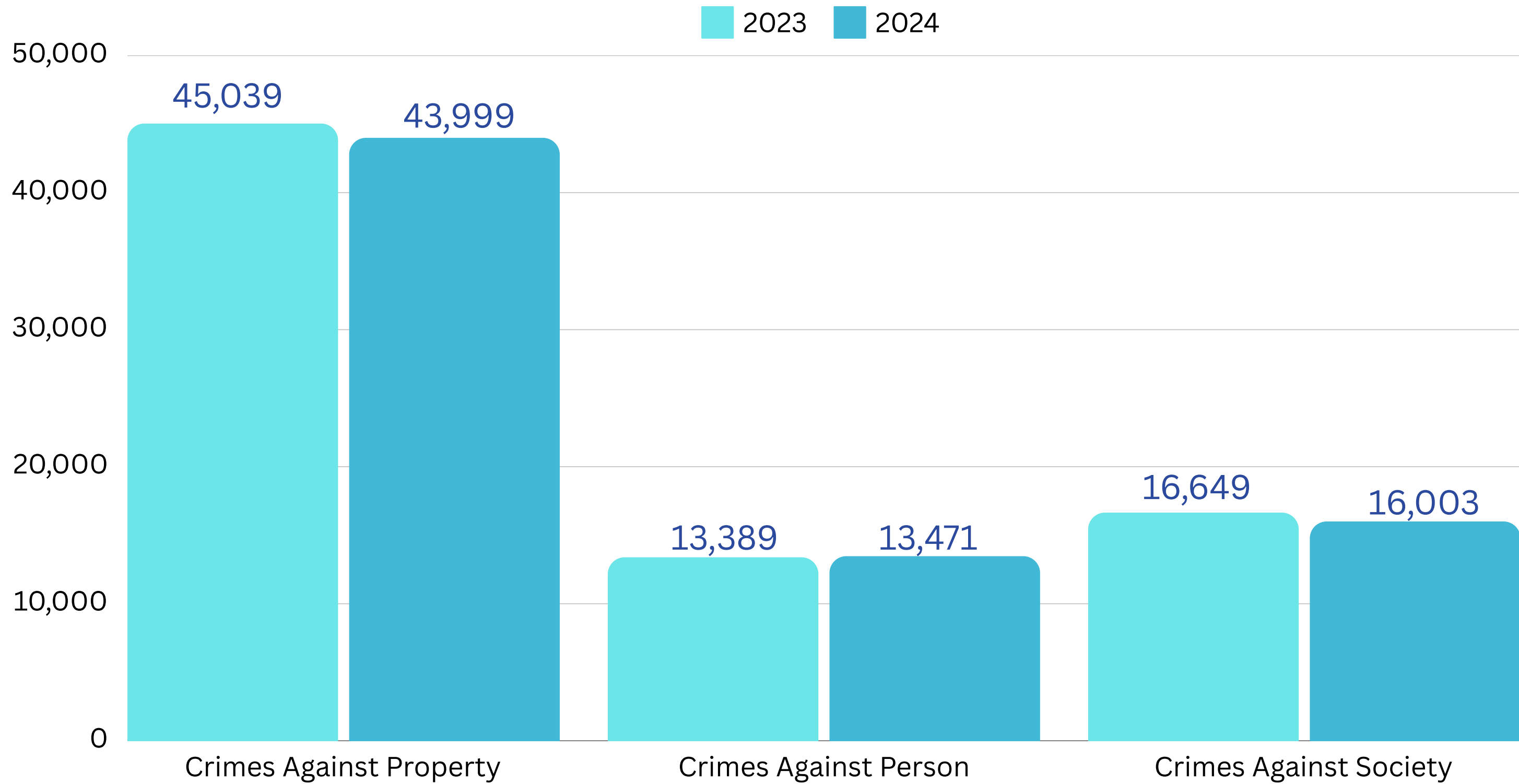
6,203

INCREASE

28%



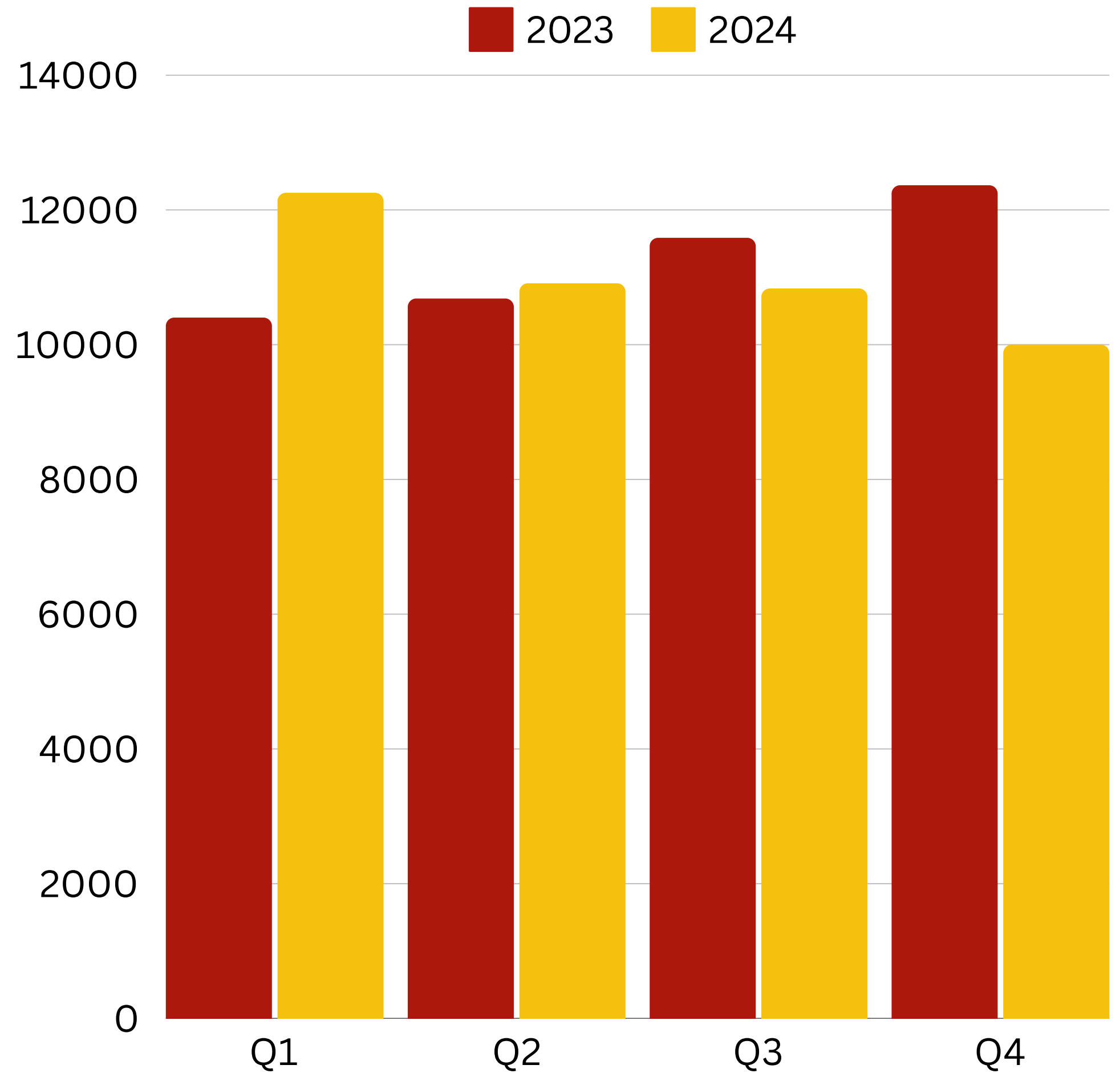
# OVERALL CRIME 2023 VS 2024



# CRIMES AGAINST PROPERTY

2023 VS 2024

-2%



# CRIMES AGAINST PROPERTY 2024

	1st Quarter	2nd Quarter	3rd Quarter	4th Quarter	TOTAL
<b>Crimes Against Property</b>	<b>12,254</b>	<b>10,911</b>	<b>10,834</b>	<b>10,000</b>	<b>43,999</b>
<b>Arson</b>	24	21	13	6	<b>64</b>
<b>Bribery</b>	3	8	2	11	<b>24</b>
<b>Burglary/Breaking &amp; Entering</b>	1,086	1,032	1,109	1,024	<b>4,251</b>
<b>Counterfeiting, forgery</b>	58	66	65	52	<b>241</b>
<b>Destruction/Damage/Vandalism</b>	3,069	2,670	2,737	2,420	<b>10,896</b>
<b>Embezzlement</b>	37	40	35	43	<b>155</b>
<b>Extortion/Blackmail</b>	21	27	29	26	<b>103</b>
<b>Fraud Offenses</b>	1,109	1,050	915	742	<b>3,816</b>
Credit card, ATM fraud	187	202	177	164	730
False pretenses, swindle	466	437	585	387	1,875
Hacking/Computer Invasion	2	1	3	1	7
Identity Theft	247	283	219	156	905
Impersonation	1	8	6	2	17
Welfare Fraud	2	7	0	3	12
Wire fraud	4	17	10	2	33
<b>Larceny/Theft Offenses</b>	4,760	4,396	4,072	3,982	<b>17,210</b>
All other larceny	774	872	791	845	3,282
From coin-operated machine or device	3	1	11	4	19
Pocket-picking	6	6	4	1	17
Purse-snatching	1	1	2	1	5
Shoplifting	2,220	1,908	1,740	1,672	7,540
Theft from building	293	299	262	292	1,146
Theft from motor vehicle	1,107	994	993	909	4,003
Theft of motor vehicle parts or accessory	356	315	269	258	1,198
<b>Motor Vehicle Theft</b>	1,735	1,286	1,494	1,333	<b>5,848</b>
<b>Robbery</b>	232	213	245	216	<b>906</b>
<b>Stolen Property</b>	120	102	118	145	<b>485</b>

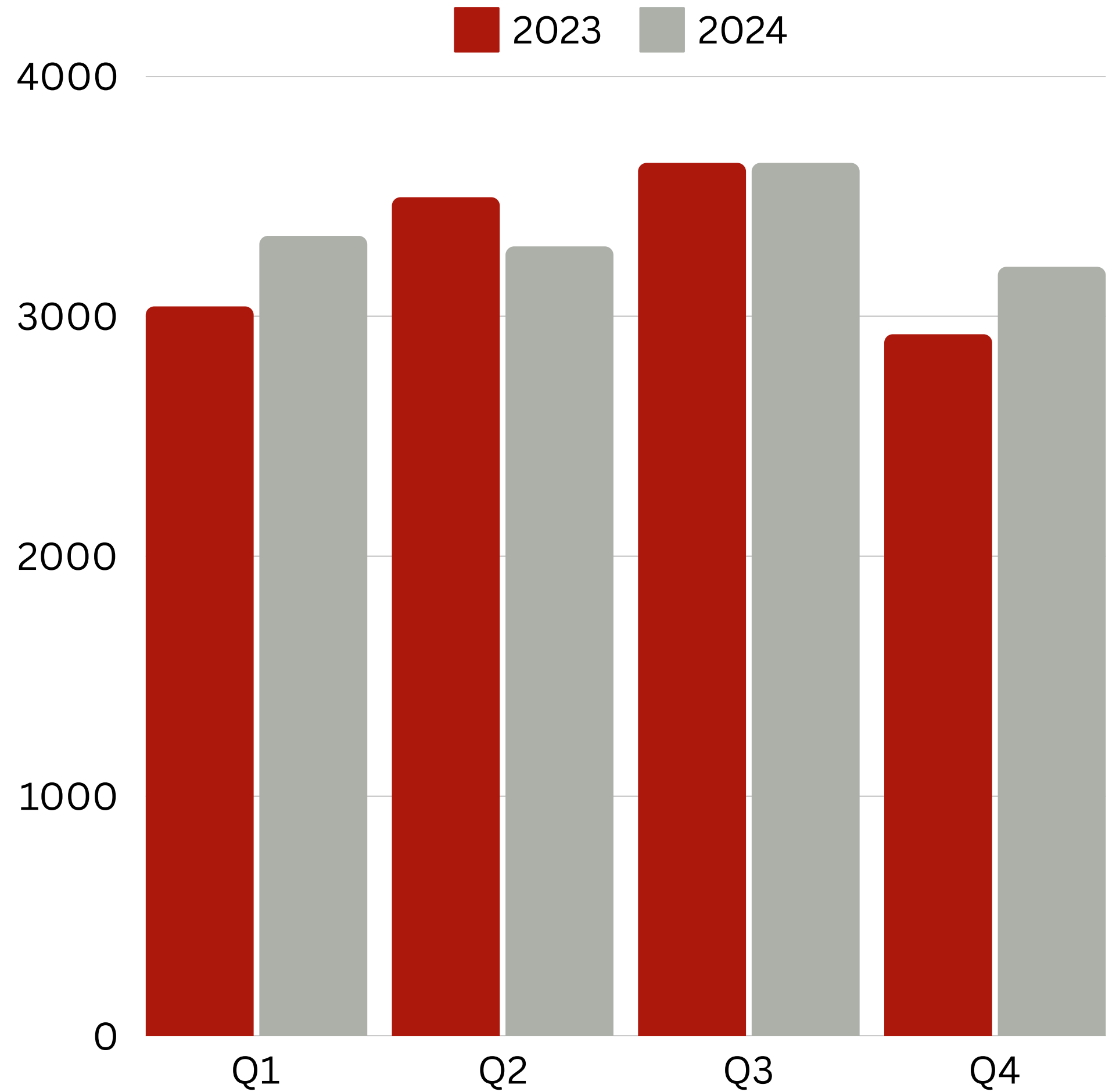




# CRIMES AGAINST PERSON

## 2023 VS 2024

1%



# CRIMES AGAINST PERSON

## 2024

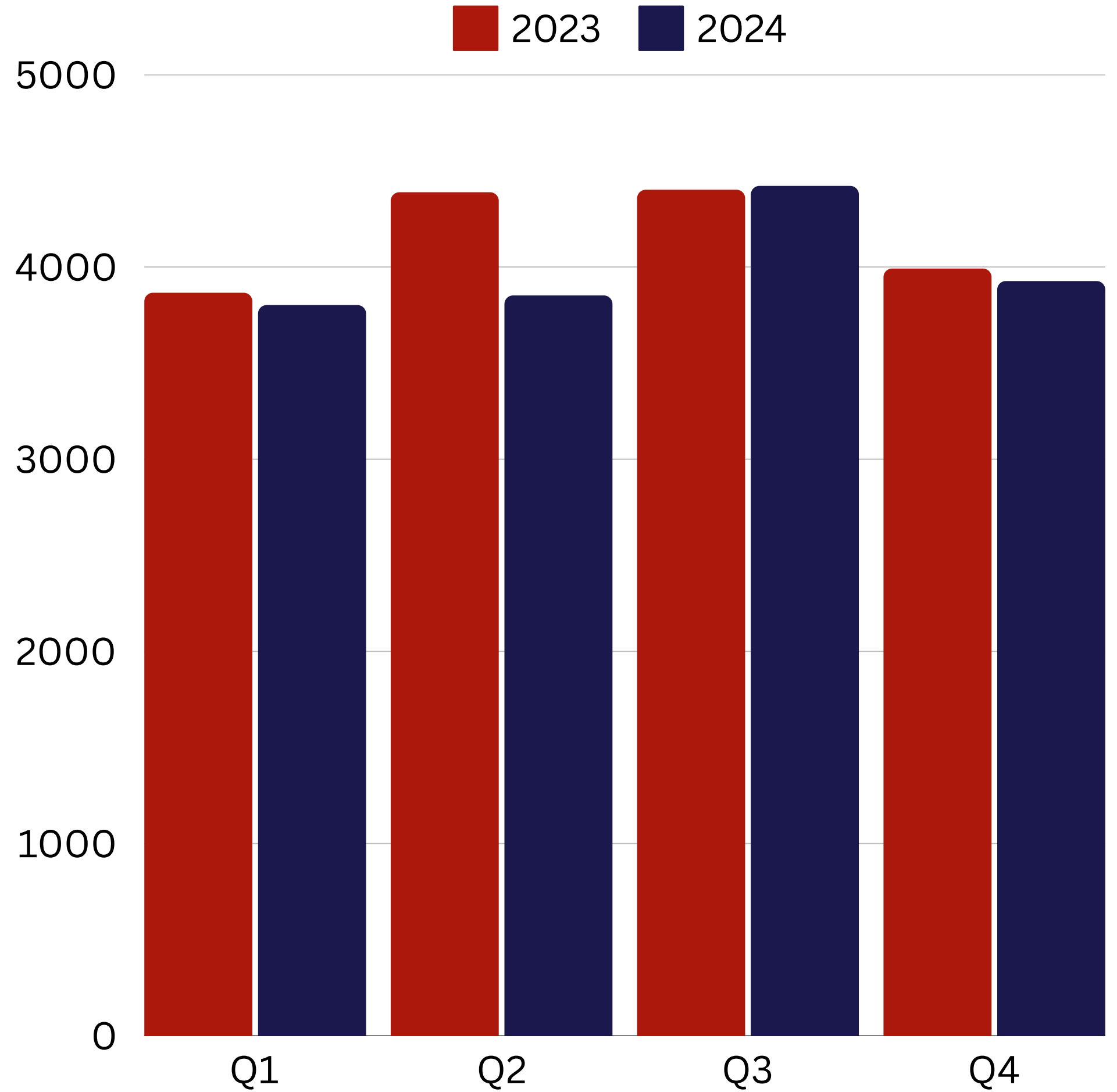
	1st Quarter	2nd Quarter	3rd Quarter	4th Quarter	TOTAL
<b>Crimes Against Person</b>	<b>3,335</b>	<b>3,291</b>	<b>3,639</b>	<b>3,206</b>	<b>13,471</b>
<b>Aggravated Offenses</b>	3,037	3,013	3,335	2,897	<b>12,282</b>
Aggravated Assault	1,095	1,112	1,236	961	4,404
Intimidation	144	133	143	102	522
Simple Assault	1,798	1,768	1,956	1,834	7,356
<b>Homicide Offenses</b>	20	25	25	24	<b>94</b>
Justifiable Homicide	0	0	1	0	1
Murder Non-Negligent	19	24	24	24	91
Negligent Manslaughter	1	1	0	0	2
<b>Kidnapping/Abduction</b>	134	115	138	157	<b>544</b>
<b>Sex Offenses</b>	144	135	141	127	<b>547</b>
Fondling	41	40	36	42	159
Rape	61	68	73	50	252
Sodomy	26	15	18	22	81
Incest					0
Sexual assault with an object	16	12	14	13	55
Statutory rape	0	0	0	0	0



# CRIMES AGAINST SOCIETY

## 2023 VS 2024

-4%



# CRIMES AGAINST SOCIETY

2024

	1st Quarter	2nd Quarter	3rd Quarter	4th Quarter	TOTAL
<b>Crimes Against Society</b>	<b>3,802</b>	<b>3,852</b>	<b>4,422</b>	<b>3,927</b>	<b>16,003</b>
<b>Animal Cruelty</b>	14	8	11	5	<b>38</b>
<b>Drug/Narcotics Offenses</b>	940	1,190	1464	1105	<b>4,699</b>
Drug equipment violations	383	460	595	442	1,880
Drug, narcotic violations	557	730	869	663	2,819
<b>Pornography/Obscene Material</b>	21	25	23	19	<b>88</b>
<b>Prostitution Offenses</b>	1	3	25	19	<b>88</b>
Assisting or promoting prostitution	0	3	4	1	8
Prostitution	1	0	19	1	21
Purchasing Prostitution	0	0	2	41	43
<b>Weapons Law Violations</b>	703	664	646	657	<b>2,670</b>

